

AneurysmBox

Frontotemporal approach
with 5 different Aneurysm
cases

**Neurosurgical simulator
equipped with mobile AR
and navigation.**



Compatible with Standard Navigation*

Use the Navigation Frame** along with the included MRI to start navigating your approach

*Contact us at support@upsurgeon.com to check the compatibility of your Navigation technology.

**Navigation Frame is sold separately.



Augmented Reality App

Get the Neurosurgery App to explore cases, navigate 3D models, and utilize Augmented Reality on the Box to strategize your procedure.



Mobile Navigation Available

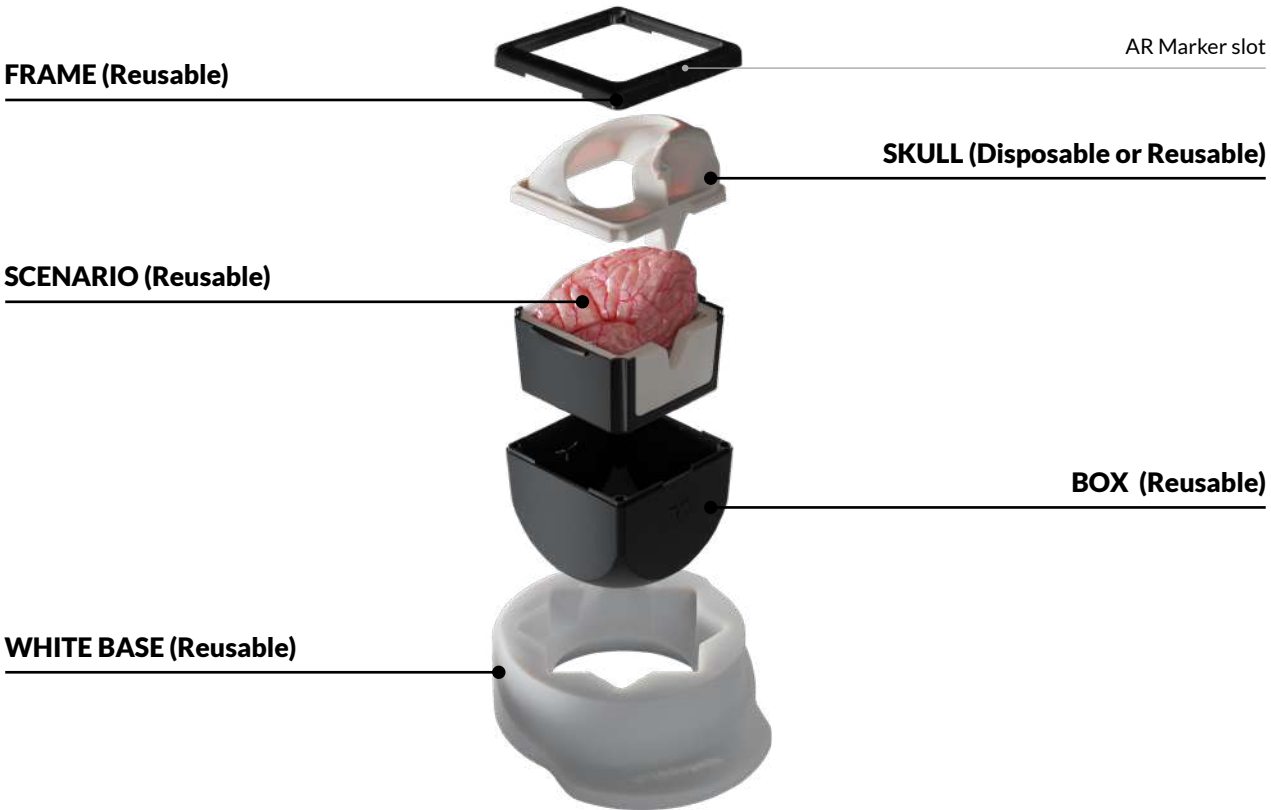
Get the Neurosurgery App, connect the magnetic probe to your smartphone, and navigate the Box through the MRI.



Disposable Parts

Designed to provide infinite training, disposable parts are intended to be used with the Box and replaced to keep track of your training.

How it is composed



Surgical Realism

ANATOMY INCLUDED IN THIS APPROACH:

- II: Optic Nerve
- CA: Internal Carotid Artery
- ACA: Anterior Cerebral Artery
- A1: First segment of ACA
- AcomA: Anterior Communicating Artery
- MCA: Middle Cerebral Artery
- III: Oculomotor Nerve
- PComA: Posterior Communicating Artery
- PCA: Posterior Cerebral Artery
- Ophthalmic Artery
- Pituitary Stalk
- Perforating Arteries
- Lamina Terminalis
- Insula Heubner Artery (origin)
- Optic Chiasm
- Basilar Tip



The highest level of detail

PATHOLOGIES

The new AneurysmBox is the most accurate simulator for vascular neurosurgery.
In a single simulator you can operate 5 different cases:

- Case 1: Middle Cerebral Artery
- Case 2: Basilar Tip
- Case 3: Carotid Bifurcation
- Case 4: Anterior Communicating Artery
- Case 5: Posterior Communicating Artery

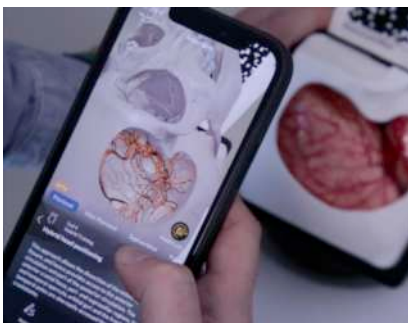


Neurosurgery App



Mobile/Standard Navigation

Use the NavigationPen included with the Neurosurgery App for mobile neuronavigation. Alternatively, use the NavigationFrame or the NavigationHead (sold separately) along with the included MRI, for standard neuronavigation.



Augmented Reality


AneurysmBox works with an *Augmented Reality* app to provide a 360° training experience.

Frame the QR Code and download **Neurosurgery** App for **Google Play** and **Apple Store**.

Craniotomies with Disposable Skulls

Perform craniotomies, dural openings, and reconstructions using disposable Pterional skulls. Afterwards, replace the skull and restart as many times as needed.

- Craniotomy Planning
- Craniotomy
- Dura opening
- Dura suspensions
- Dura closing
- Skull closing/reconstruction



What is included

- White base for patient positioning
- 1x Spatula
- 1x Bayonet Forceps
- 1x AR Marker for Augmented Reality App
- 1x Mobile Navigation Kit
- 1x Lubricant
- 4x Clips for Aneurysm Clipping
- 1x Clip-holder



General warnings

THIS PRODUCT CONTAINS METAL MAGNETS: DO NOT PUT IT INTO A MAGNETIC RESONANCE SCANNER AND DO NOT USE IT WITH ANY MACHINE THAT WORK WITH ELECTROMAGNETS

- Adult assembly required
- Never leave children unattended with the box
- Never put hot liquids above the tools
- Never put chemical substances above the tools
- Wash with water, do not use chemical products
- Keep the product away from any heat source

All materials used to produce UpSurgeOn products are certified, safe and non-toxic. Use of gloves, protective glasses and mask is always suggested to maintain the cleanliness of the simulator and the tools, and as a standard practice during each simulation. Wearing safety equipment is mandatory in the use of drilling simulation.

Reach out to us

If you wish to acquire further information, please contact us at the following contact details according to your country of origin.

Europe

excluding UK & Ireland

UpSurgeOn

upsurgeon.com
info@upsurgeon.com

USA, UK & Ireland

Inovus Medical

inovus.org
info@inovus.org

Mexico

Aritmedica

aritmedica.com.mx
artimedica@artimedica.com.mx

Brasil

Spinetech

spinetech.com.br
mozart@spinetech.com.br

Saudi Arabia

Anfas Medical

anfasmedical.com
mabulaila@anfasmedical.com

Hong Kong

Montsmed

montsmed.com
timothykong@montsmedhk.com

South Korea

C.M. Blue

cmblue.co.kr
thjosephkim@cmblue.co.kr

Rest of the world

UpSurgeOn

upsurgeon.com
info@upsurgeon.com

Follow UpSurgeOn

UpSurgeOn is a hi-tech company specialized in psychomotor skill augmentation in microsurgeries through the use of bleeding-edge virtual and physical simulation technologies.



Go to website www.upsurgeon.com