

LAB

Range

# Cholecystectomy Model

The Fluorescence enabled, energy compatible 'synthetic cadaver' for robotic and laparoscopic cholecystectomy training

Product number: 00002357

This next-generation cholecystectomy model is built for the demands of both laparoscopic and robotic-assisted surgical training. Engineered with high-fidelity smart synthetics, it delivers advanced haptic realism and visualisation capabilities supporting the full spectrum of surgical energy platforms, including monopolar, bipolar, and ultrasonic modalities.


Its integrated fluorescence imaging capabilities enable real-time Indocyanine Green (ICG) and infrared visualization of the biliary tree. When paired with compatible imaging towers, surgeons can experience lifelike, dynamic imaging of key anatomical


structures such as the cystic duct, cystic artery, and gallbladder, enhancing decision-making in critical operative zones.


Designed as a scalable, cost-effective alternative to cadaveric and traditional synthetic models, this simulator includes a fully incisable and cannulatable cystic duct, enabling accurate procedural training from dissection to cholangiography.

Whether training on laparoscopic towers or robotic systems, this platform provides a one-stop solution for comprehensive, immersive surgical education.





 Supports Monopolar, Bipolar & Ultrasonic Energy  
Compatible with all major surgical energy modalities for realistic dissection training.

 Integrated Smart Fluorescence Imaging  
Real-time ICG and infrared visualization of the biliary tree with compatible imaging towers.

 Cannulatable & Incisable Cystic Duct  
Enables simulation of ductal access, cholangiography, and advanced procedural steps.

 Optimised for Laparoscopic & Robotic Platforms  
Engineered to suit dual-modality training across diverse systems and setups.

 Cost-Effective, Scalable, and Cadaver-Free  
A sustainable, high-performance alternative to cadaveric and passive synthetic models.

 Smart Synthetics for Smart Surgery  
Delivers an immersive tactile and visual experience powered by advanced materials.

LAB

Range

See more. Train better. Smart Synthetic Tissue.

